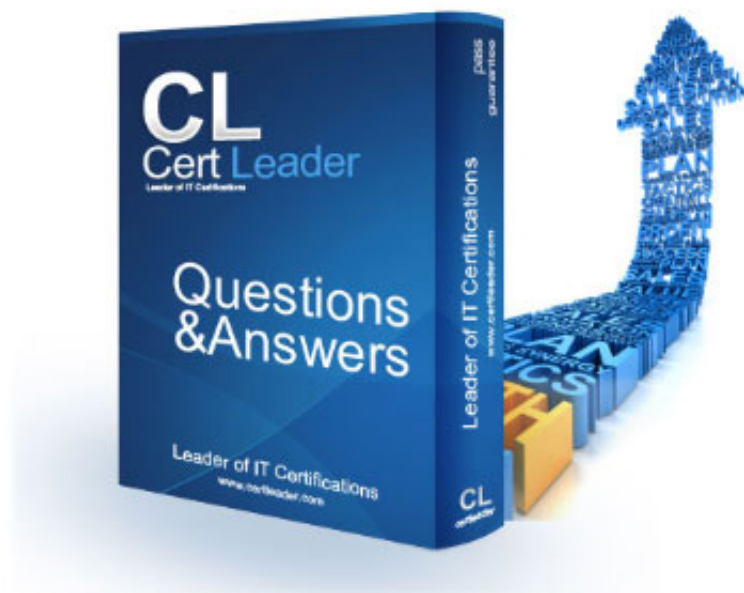


70-487 - Developing Windows Azure and Web Services

<http://www.certleader.com/70-487-dumps.html>



1. You are planning to migrate websites from IIS 6 to IIS 7.5.

You do not have access to SSH or a VPN.

You need to select a deployment tool to securely migrate the websites.

Which tool should you use?

- A. RoboCopy
- B. Web Deploy
- C. Microsoft command-line FTP
- D. xCopy

Answer: B

2. DRAG DROP

You are developing an ASP.NET Web API application that will be consumed by a web browser via a composite application that is served from another web domain.

You need to configure the Web API.

What should you do? (To answer, drag the appropriate XML elements to the correct location or locations in the answer area. Each XML element may be used once, more than once, or not at all. You may need to drag the split bar between panes or scroll to view content.)

```
<httpProtocol>
  <customHeaders>
    <add name="Access-Control-Allow-Origin"
      value="" />
    <add name=""
      value="PUT, DELETE"/>
    <add name=""
      value="" />
  </customHeaders>
</httpProtocol>
```

Answer:

3. DRAG DROP

You are configuring a web application for deployment.

You need to create a SetParameters.xml file to configure the IIS application pool.

You have the following markup:

```
<?xml version="1.0" encoding="UTF-8"?>
<parameters>
  <setParameter
    Target 1
    Target 2
  </setParameter>
</parameters>
```

Which configuration values should you include in Target 1 and Target 2 to complete the markup? (To answer, drag the appropriate configuration values to the correct targets in the answer area. Each configuration value may be used once, more than once, or not at all. You may need to drag the split bar between panes or scroll to view content.)

Configuration Values	Answer Area
<code>key="applicationPool"</code>	Target 1: <input type="text" value="Configuration Value"/>
<code>name="applicationPool"</code>	Target 2: <input type="text" value="Configuration Value"/>
<code>setting="applicationPool"</code>	
<code>setting="MyServiceNameAppPool" /></code>	
<code>param="MyServiceNameAppPool" /></code>	
<code>value="MyServiceNameAppPool" /></code>	

Answer:

Configuration Values	Answer Area
<code>key="applicationPool"</code>	Target 1: <input applicationpool"="" type="text" value="name="/>
<code>name="applicationPool"</code>	Target 2: <input >"="" myservicenameapppool"="" type="text" value="value="/>
<code>setting="applicationPool"</code>	
<code>setting="MyServiceNameAppPool" /></code>	
<code>param="MyServiceNameAppPool" /></code>	
<code>value="MyServiceNameAppPool" /></code>	

4. HOTSPOT

You are developing an ASP.NET MVC application. It is ready for deployment to the production web server.

A local SQL Express .MDF file was used by the application during development

The deployment has the following requirements:

The deployment must merge the assemblies on the local machine with those on the host.

The deployment must publish the local database to the remote Microsoft SQL server.


You need to configure the web package settings for deployment.

Which settings should you use? (To answer, select the appropriate setting or settings in the answer area.)

Package/Publish enables you to deploy your Web application to Web servers.

[Learn more about Package/Publish Web](#)

Items to deploy (applies to all deployment methods)



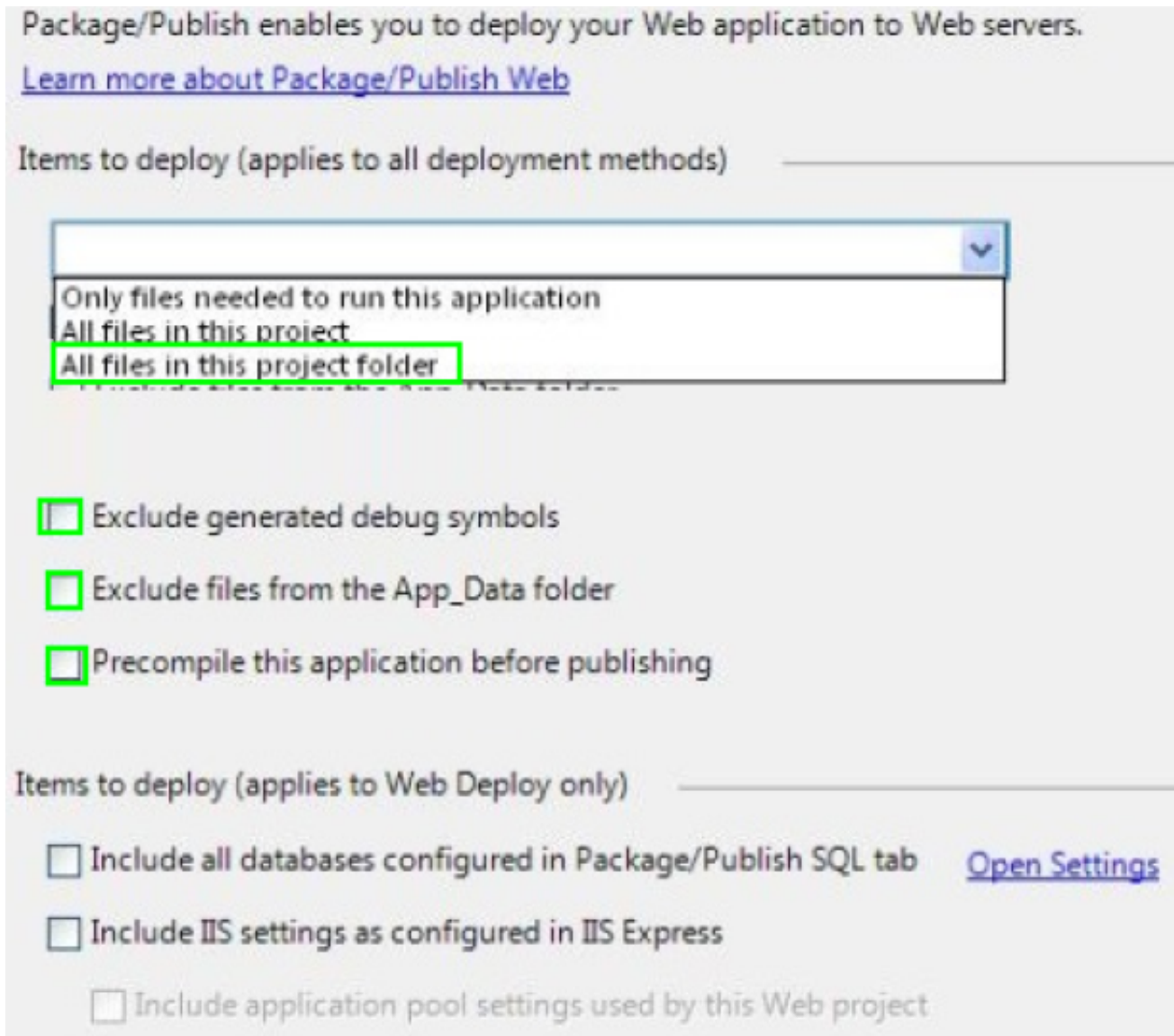
- Only files needed to run this application
- All files in this project
- All files in this project folder

- Exclude generated debug symbols
- Exclude files from the App_Data folder
- Precompile this application before publishing

Items to deploy (applies to Web Deploy only)

- Include all databases configured in Package/Publish SQL tab [Open Settings](#)
- Include IIS settings as configured in IIS Express
- Include application pool settings used by this Web project

Answer:



5. You are building an ADO.NET Entity Framework application.

You need to validate the conceptual schema definition language (CSDL), store schema definition language (SSDL), and mapping specification language (MSL) files.

Which Entity Data Model tool can you use? (Each correct answer presents a complete solution. Choose all that apply.)

- A. EDM Generator (EdmGen.exe)
- B. ADO.NET Entity Data Model Designer
- C. Entity Data Model Wizard
- D. Update Model Wizard

Answer: A,B

6. You are preparing to develop a set of libraries that uses large data sets.

The libraries must be shared across an organization and distributed to several servers.

You need to create a remote NuGet feed that exposes the libraries for developer use.

What should you do? (Each answer presents part of the solution. Choose all that apply.)

- A. Add packages to the Packages folder.
- B. Create a new Empty Web Application in Visual Studio.
- C. Configure the Packages folder located in the appSettings section of the web application's Web.config.
- D. Install the NuGet.DataFeed Package.
- E. Install the NuGet.Server Package.
- F. Create a new Empty Web Site in Visual Studio.

Answer: A,B,C,E

Explanation: Creating Remote Feeds

You can host a remote (or internal) feed on a server that runs IIS.

Step 1 (B): Create a new Empty Web Application in Visual Studio

Step 2 (E): Install the NuGet.Server Package

Step 3 (C): Configure the Packages folder

Step 4 (A): Add Packages to the Packages folder

Step 5: Deploy and run your brand new Package Feed!

Reference: Hosting Your Own NuGet Feeds

7. You are developing an ASP.NET MVC application that reads and writes data from a SQL Server database.

You need to prevent the application from reading data that is locked by other transactions.

You also need to prevent exclusive range locks.

Which isolation level should you use?

- A. ReadCommitted
- B. Serializable

- C. Repeatable
- D. ReadUncommitted

Answer: A

8. You are preparing to develop a set of libraries for a company.

The libraries must be shared across the company.

You need to create a remote NuGet feed that exposes the libraries.

What should you do? (Each answer presents part of the solution. Choose all that apply.)

- A. Install the NuGet.Feed Package.
- B. Install the NuGet.Server Package.
- C. Configure the Packages folder located in the system.webserver section of the web application's Web.config.
- D. Create a new Empty Web Site in Visual Studio 2012.
- E. Configure the Packages folder located in the appSettings section of the web application's Web.config.
- F. Add packages to the Packages folder.
- G. Create a new Empty Web Application in Visual Studio 2012.

Answer: B,E,F,G

Explanation: Explanation/Reference:



9. You are developing a WCF service.

A new service instance must be created for each client session.

You need to choose an instancing mode.

Which instance mode should you use?

- A. PerCall

- B. Single
- C. Multiple
- D. PerSession
- E. PerRequest

Answer: D

10. You are developing a new ASP.NET MVC application that does not have an existing database. The requirements for the application are not complete, and the SQL data model will likely change. You need to choose an approach to visually manage a data model.

Which approach should you use?

- A. Physical First
- B. Database First
- C. Code First
- D. Model First

Answer: D

Explanation: With the model first workflow, you can design a model in a designer.

Thank You for Trying Our Product

* 100% Pass or Money Back

All our products come with a 90-day Money Back Guarantee.

* One year free update

You can enjoy free update one year. 24x7 online support.

* Trusted by Millions

We currently serve more than 30,000,000 customers.

* Shop Securely

All transactions are protected by VeriSign!

100% Pass Your 70-487 Exam with Our Prep Materials Via below:

<http://www.certleader.com/70-487-dumps.html>